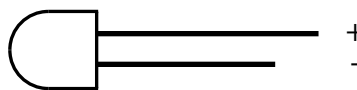


# SL1

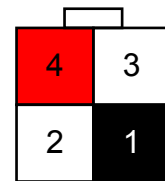

The long lead on the LED is the positive (+) lead.



## Shift Light Output Connector

Molex 43025-0400 (4-pin)

Terminals: 43030-0009




- 1. -
- 2.
- 3.
- 4. +

View = Back of Connector

## LED Connector

Molex 50-57-9002 (2-pin)

Terminals: 16-02-1125



LED:

**Lite-On** LTL2F3VYKNT (Amber)

LED Bezel:

**Lumex** SSH-LX5091

Wire:

22 Gauge Red (+), 22 Gauge Black ( - )